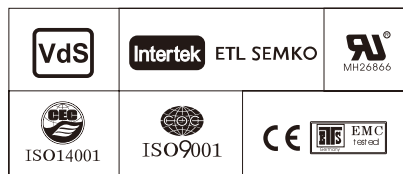




应用范围 APPLICATION

■ 适用于UPS、EPS、通信、IDC、银行、交通等后备电源

■ For UPS, EPS, Communications, IDC, banking, transportation and other back-up power



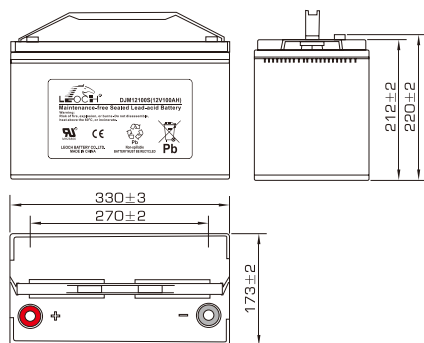
产品特点 PRODUCT FEATURES

- MF系列UPS电池, 高功率极板设计, 具有高倍率放电能力, 重量轻、比能量高, 内阻低, 充电接受能力强, 稳定性及一致性高, 安装灵活、维护便捷等特点。
- MF Series UPS battery, high power plate design, with high discharge capacity, light weight, high energy density, low internal resistance, charge acceptance ability, stability and high consistency, flexible installation, maintenance, convenient features.

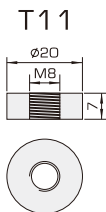
规格型号 SPECIFICATION

	Temperature: 25°C
额定电压 Nominal Voltage	12V
额定容量 Nominal Capacity (20 hour-rate to 1.75V/Cell)	100Ah(20hr)
尺寸 Dimension (Length*Width*Height)	330*173*212 mm
参考重量 Approx Weight	23.4Kg
参考内阻 Internal Resistance	5.5mΩ
运行温度范围 Operating Temperature Range	Charging: 0 to 40°C Discharge: -20 to 55°C Storage: -15 to 50°C
温度对容量的影响 Capacity affected by Temperature	40°C 103% 25°C 100% 0°C 85%
浮充电压 Float Charging Voltage	13.5 to 13.8V; Recom. 13.5V
均充电压 Equalizing Charging Voltage	13.8 to 14.1V; Recom. 14.1V
浮充温度补偿系数 Float Charging Temp. Coefficient	-18mV/°C
均充温度补偿系数 Equalizing Charging Temp. Coefficient	-24mV/°C
最大充电电流 Max. Charging Current	25A
最大持续放电电流 Max. Continuous Discharge Current	286A
月自放电率 Month Self Discharge	2% (20°C)
标准端子 Terminal	T11 (Female M8)
外壳 Container Material	ABS (UL94-HB)

尺寸 Dimensions (mm)

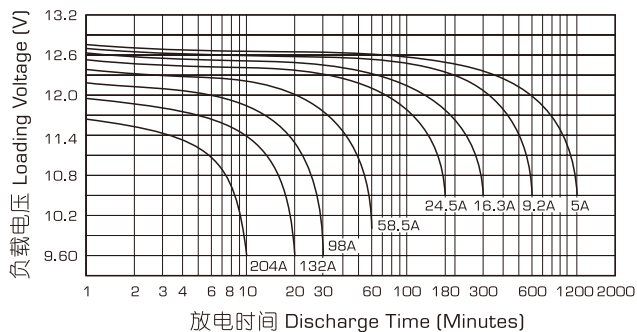


Terminal



扭矩: 11~14.7 N·m

放电特性曲线 Discharge Characteristics



恒功率放电表 Constant Power Discharge (瓦Watts/单格Cell)

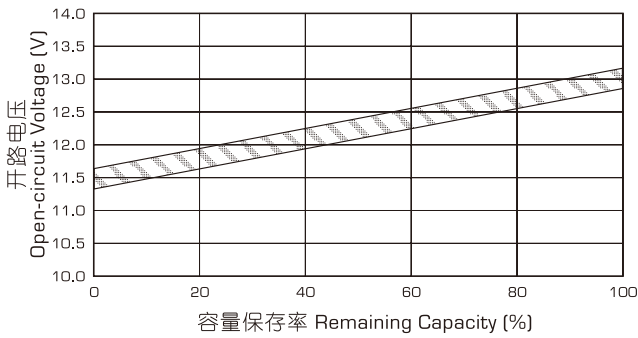
Temperature: 25°C

F.V.(V/Cell) \ Time	5min	10min	15min	20min	30min	45min	1h	1.5h	2h	3h	4h	5h	6h	8h	10h	20h
1.80	393	301	248	208	159	120	103	77.3	62.0	46.6	37.3	31.3	27.2	21.5	17.9	9.81
1.75	423	319	259	216	165	124	106	79.4	63.5	47.6	38.0	31.9	27.7	21.8	18.1	9.93
1.70	450	335	271	226	170	128	109	81.6	65.2	48.8	38.9	32.5	28.2	22.2	18.4	10.0
1.67	466	345	280	230	174	130	111	82.8	66.1	49.4	39.3	32.9	28.5	22.4	18.5	10.1
1.60	501	366	292	242	181	135	115	85.7	68.3	50.9	40.4	33.7	29.1	22.8	18.9	10.3

F.V.(V/Cell): 终止电压(V/单格)

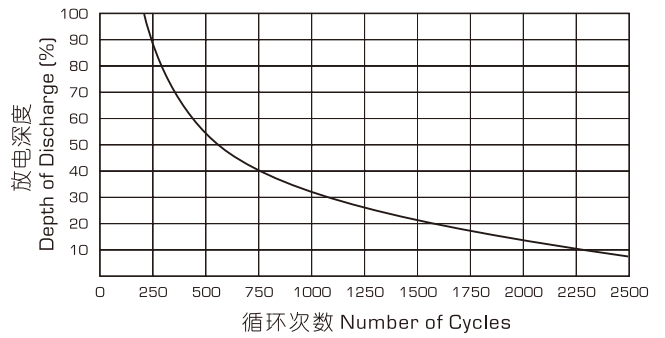
开路电压与容量关系

Open Voltage-remaining Capacity



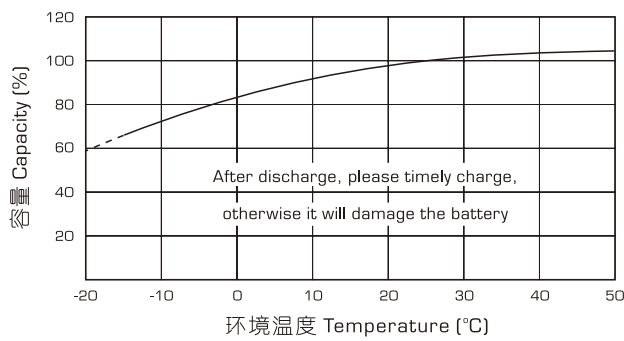
循环寿命与放电深度的关系

Cycle service life in relation to depth of discharge



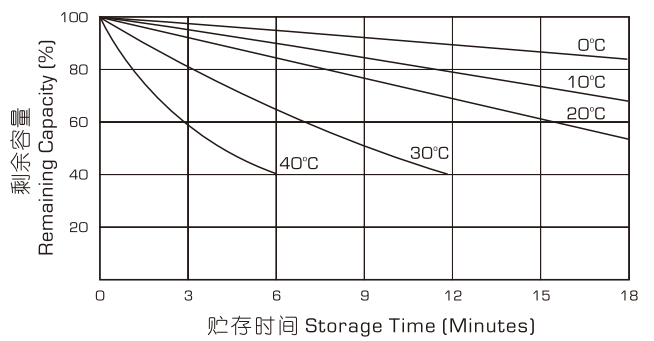
环境温度与放电容量的关系

Temperature effects in relation to battery capacity



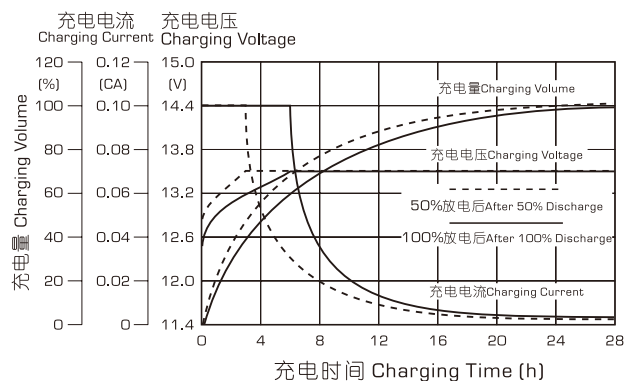
自放电特性曲线

Self discharging characteristics



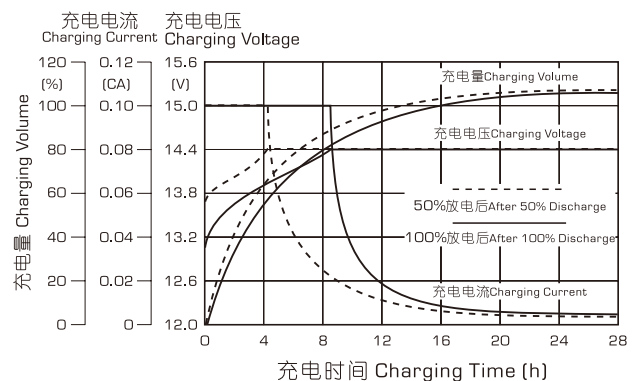
浮充使用充电特性

Float charging characteristics



循环使用充电特性

Cycle use charging characteristics



Battery storage temperature and charging time interval

Storage temp.	Supplementary charge interval	Charging methods
Less than 20°C	9 months	a) Using 2.23 ~ 2.27V / cell constant current limiting 0.15CA charge 2 to 3 days; b) with 2.30 ~ 2.40V / single cell constant current limiting 0.15CA charge 10 to 16 hours;
20 to 30°C	6 months	c) with a constant current charge 0.1CA 8 to 10 hours;
30 to 40°C	3 months	D) with the matching Smart charger to turn lights; Can choose one of four methods

Cautions:

- ※ Do not use batteries for application other than those specified in its specification.
- ※ Do not attempt to disassemble, revised, damaged, impacted, disposed batteries, otherwise the battery would be leaked, heated, exploded.
- ※ Do not dispose of the batteries in water, fire, and do not heating the batteries.
- ※ Do not short batteries
- ※ If the voltage of battery back is above 45V, please be sure wear the insulated glove in working, otherwise, it may be get an electronic shock.
- ※ There are sulfuric acid in the battery, do not contact with sulfuric acid in skin, cloths, especially in eyes. If eyes contact with sulfuric acid, please wash with a lot of clean water, and consult a physician immediately.